

HAMILTON FOOD SHARE
ANNUAL
Impact Report
April 2023-March 2024

B

Feeding the Hammer

Hamilton Food Share provides resources to food banks and hot meals programs across the entire city of Hamilton. Thank you for your support!

- | | | | |
|---------------------------------------|--|---|---------------------------------|
| A Ancaster Community Services | F East Hamilton Food Centre | K The Salvation Army, Dundas | P Eva Rothwell Centre |
| B Flamborough Food Bank | G Native Women's Centre | L Stoney Creek Community Food Bank | Q Wesley |
| C Good Shepherd Centres | H Niwasa Kendaaswin Teg | M Welcome Inn Community Centre | R Mishka Social Services |
| D Living Rock Ministries | I Neighbour to Neighbour Centre | N Hamilton Jewish Family Services | |
| E Mission Services of Hamilton | J The Salvation Army, Hamilton | O De Mazenod Door Outreach | |

**Locations are approximate*



A Message from our CEO & Board Chair

As we reflect on the past year, we are deeply grateful for the tremendous support shown by our community. This year marks a new chapter for Hamilton Food Share, with me assuming the role of CEO and Don stepping into the position of Chair of the Board. Together, we are committed to leading this organization with renewed energy and vision to best combat hunger in Hamilton and support our community.

Throughout the year, we have witnessed extraordinary achievements and the unwavering generosity of our supporters. During Tim Hortons Smile Cookie week, our community's enthusiasm raised \$369,210, benefiting both Hamilton Food Share and Food4Kids Hamilton. The Ancaster Community Food Drive achieved a significant milestone by exceeding 2 million lbs of food collected in the history of the event, thanks to the dedication of their residents. Once again, Purolator and the Hamilton Ticats demonstrated their community spirit, raising 268,000 lbs of food through the Purolator Tackle Hunger campaign. Hamilton Potters donated 1,075 bowls for their annual Empty Bowls campaign and the sales raised \$32,250 for our community. Events like the CPKC Holiday Train and St. Elizabeth's Village After Dark and Holiday Stroll brought in additional much-needed food and monetary donations.

We are particularly thankful to the City of Hamilton for providing a crucial, one-time grant of \$625,000 to address the food crisis in Hamilton. This was advocated for by the Emergency Food Network, including Hamilton Food Share, and our partner agencies.

Hamilton Food Share, alongside other food bank representatives, proudly participated in Feed Ontario's Day of Action at Queen's Park. Together, we passionately advocated for crucial changes to social assistance programs and emphasized the urgent need for affordable housing. This collaborative effort has empowered us to champion policies that hold the potential to significantly alleviate food insecurity in our communities.

Despite these successes, the demand for hunger relief in Hamilton continues to rise. Nationally, 8.7 million Canadians face food insecurity; a stark reminder of the ongoing challenges exacerbated by the rising cost of living and economic pressures. In Hamilton alone, we have seen a 42% increase in visits for food assistance since 2020, highlighting the critical role we play in supporting our neighbours.

We are deeply inspired by the resilience and generosity of our community. Your steadfast commitment to fighting hunger has made a tangible difference in the lives of so many. Together, we are not just providing food; we are offering hope, dignity, and a pathway to a better tomorrow. With your continued support, we will face the challenges ahead with determination and compassion, striving to create a community where everyone has access to nutritious food and the support they need to thrive.

A heartfelt thank you to our dedicated staff and the Board for their unwavering dedication and leadership. Your commitment is the cornerstone of our success, driving us forward in our mission to alleviate hunger in Hamilton.

Radhika Subramanyan
Chief Executive Officer

Don Forbes
Board Chair

Our Caring Community



Ancaster Community Food Drive surpassed 2 million lbs of food raised in its history and over \$10,000 in donations for 2024!

Community members who attended the CPKC Holiday Train donated \$3,863 and 4,388 lbs of food for those in need.



The Purolator Tackle Hunger challenge raised 268,462 lbs to feed Hamilton.

Over 250 community groups ran food drives



With over 246,000 cookies sold, Tim Hortons Smile Cookie week raised \$369,210 to support Hamilton Food Share and Food4Kids Hamilton.



Community donations raised 118,328 lbs of food



Volunteers sorted 91,051 lbs of food



The City of Hamilton Spring Tide Bulb Show raised 4,428 lbs and \$8,587.90 for families experiencing hunger.



St. Elizabeth's Village After Dark and Holiday Stroll collected 9,230 lbs in food and \$3,546.14 in funds.



Hamilton Potters Guild raised \$32,250 during their Empty Bowls sale thanks to the donated bowls of local potters!

Food Acquisition & Distribution Program

Food out by type
4,670,610 total lbs

60% Fresh
(2,804,672 lbs)

30% Non-Perishable
(1,387,374 lbs)

10% Frozen
(478,564 lbs)

The Emergency Food Network

Hamilton Food Share Memberships & Partnerships

Feed Ontario
Food Banks Canada
The Food Bank of Waterloo Region
– Food Bank Distribution Services Program

Hunger Relief Member Agencies

Ancaster Community Services
De Mazenod Door Outreach
Flamborough Food Bank
Good Shepherd Centres
Hamilton Jewish Family Services
Living Rock Ministries
Mission Services of Hamilton

Native Women's Centre
Neighbour to Neighbour Centre
Niwasa Kendaaswin Teg
The Salvation Army, Hamilton & Dundas
Stoney Creek Community Food Bank
Welcome Inn Community Centre
Wesley

Hunger Relief Supported Agencies

East Hamilton Food Centre (Mission Services)
Eva Rothwell Centre
Mishka Social Services, BarakahBox

Niagara Regional Hub

The Burlington Food Bank
Caledonia & District Food Bank

Cayuga Food Bank
Community Care, St. Catharines & Thorold
Community Care of West Niagara, Beamsville
The Food with Grace Waterdown Food Bank
GBF Food Bank, Grimsby
Hagersville Food Bank
The Hope Centre, Welland
Jarvis Caring Cupboard Food Bank
Newark Neighbours Food Bank
Pelham Cares, Fonthill
Port Cares (Reach Out Centre), Port Colbourne
Project SHARE, Niagara Falls
The Salvation Army, Dunnville
The Salvation Army, Fort Erie
West Lincoln Community Care

Total value of food
donated & purchased
\$16,720,784

366,908
public meals served this year

27,576
menstrual products were
distributed to households in need

132,163
visits logged at local
food banks

70% or 3,283,236
pounds were fresh or frozen

23
local hunger relief
programs supported

4,670,610
pounds of food raised

Hamilton Hunger Report 2024

For over thirty years, Hamilton Food Share has been the city's primary hunger-relief food hub, supporting Hamilton's Emergency Food Network. It manages a client intake database, gathering data directly from the frontline of hunger, used in this March 2024 report.

A snapshot of food insecurity in Hamilton



*This is a unique count, so each household/individual is only counted once, regardless of the number of times they received services during the reporting period.

Rising Food Insecurity

Over the last few years, we have seen a rise in food insecurity across the entire country with 8.7 million Canadians, in the ten provinces, struggling to afford food.¹ Here in Hamilton, our neighbours reaching out for hunger-relief support has increased by 42% since 2020. Households continue to feel the effects of rising rents, grocery costs, mortgage rates and high inflation rates. Families that have never needed support before are reaching out for food, and those that were already experiencing hunger are needing to return more often.

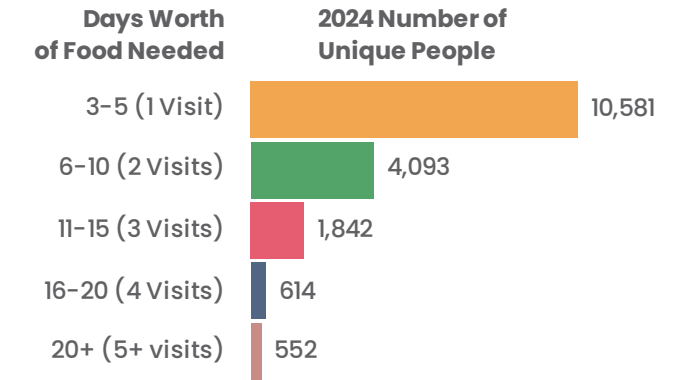
Taking Part in the Survey: Emergency Food Network

Ancaster Community Services / De Mazenod Door Outreach / Flamborough Food Bank / Good Shepherd Centres
Hamilton Jewish Family Services / Living Rock Ministries / Mission Services of Hamilton / Neighbour to Neighbour Centre
Niwasa Kendaaswin Teg / Salvation Army Dundas / Salvation Army Hamilton / Stoney Creek Community Food Bank
Welcome Inn Community Centre / Wesley

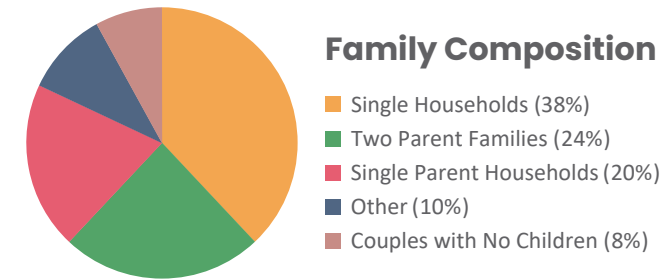
The Hunger Gap for Families

The hunger gap refers to how many days' worth of food a household needs to receive from a food bank to meet their nutritional requirements for the month.

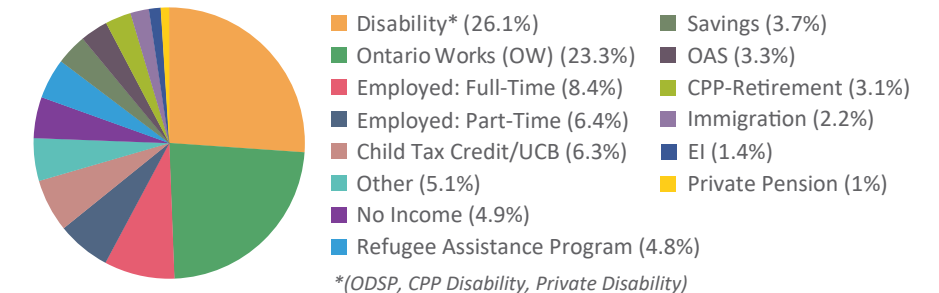
Sixty percent (60%) of Hamiltonians that needed a food bank only visited once in March. This was still a 10% increase over 2023. However, when we look at who is returning frequently throughout the month, it is the families with children. Over 50% of the households that needed to return to the food bank 3 times were families with children, and when you look at who is returning 5 plus times, that number jumps to 70%.



Approximately **959** people reached out to a food bank each day



Primary Source of Income of Food Bank Service Users in Hamilton



37% of all food bank visits were needed for children

An Inadequate Standard of Living

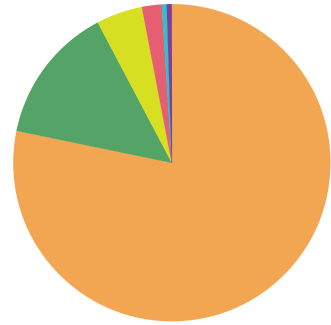
Despite Canada's 10% poverty rate, a quarter of Canadians live below the standard poverty level. Access to food and shelter is fundamental, yet many also face material deprivation. This means they are unable to afford transportation, participate in celebrations, or own suitable seasonal footwear.² Rising housing and food costs exacerbate this issue, affecting households above the poverty line as well.

On average **942** hot meals were served each day

¹(2023) "New Data on Household Food Insecurity in 2023" Proof Food Insecurity Policy Research, University of Toronto

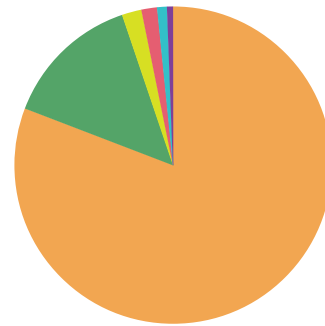
²(2024) Michael Mendelson, Geranda Notten, Richard Matern & Sofia Seer "Poverty in Canada Through a Deprivation Lens" Food Banks Canada, the Maple Leaf Centre for Food Security and Maytree

Financials



Where our funds come from \$20,934,562 total revenue

- 79.9% Donated & Purchased Food Value (\$16,720,784)
- 14.8% Donations (\$3,103,305)
- 4.7% Operating Grants (\$977,341)



How we use our resources \$20,634,430 total expenses

- 81% Distributed Food Value (\$16,720,784)
- 14% Food Acquisition & Distribution (\$2,884,778)
- 1.9% Administration (\$386,404)
- 1.6% Resource Development (\$334,898)
- 0.9% Community Development & Public Education (\$182,713)

Revenue and expenses <1% not noted in the graphs but includes membership dues, amortization/loss on disposals, and amortization expense.

Thank you to the City of Hamilton and our national and provincial partners for your outstanding support of our operations.



Working Together to Fight Hunger

We gratefully acknowledge our major donors and funders who contributed \$10,000+ to support our mission of working together toward a hunger-free community.



Karen & Peter Turkstra Family Foundation
Losani Family Foundation
W.L. Carpenter Memorial Fund



339 Barton St, Stoney Creek, ON L8E 2L2
905.664.9065
info@hamiltonfoodshare.org

Charitable Registration # 136957958RR0001

Follow us!

-  @hamiltonfoodshare
-  @HamiltonFoodShare
-  @HFShare
-  Hamilton Food Share

www.hamiltonfoodshare.org



Hamilton Food Share made the Charity Intelligence Top 100 Charities in Canada list in 2023

